

# Kitchen Planner



## Contact details

Name:

Address:

Telephone:

Mobile:

Email:

Designer:

## 5 EASY STEPS

### 1. Decide what you want and make a list of what your dream kitchen should look like

Have a think about what you like or dislike about your current kitchen. Will you keep your current appliances? Do you have a specific type of door finish in mind? Which colours do you like?

### 2. Measure your kitchen

Make a plan of your available kitchen space by measuring the size of the room. Mark in all the windows and doors. Show where there are radiators, a hot press or anything else that is a fixed item.

### 3. Visit a kitchen designer

We have 15 showrooms nationwide with expert designers ready to turn your ideas into reality. Our experts will answer any questions and provide you with a quotation.

### 4. Professional Survey

Once you have decided on the layout, door and worktop finishes, a specialist fitter will carry out a pre-fit technical survey to ensure that everything will fit perfectly into place. The same fitter will come back for the installation.

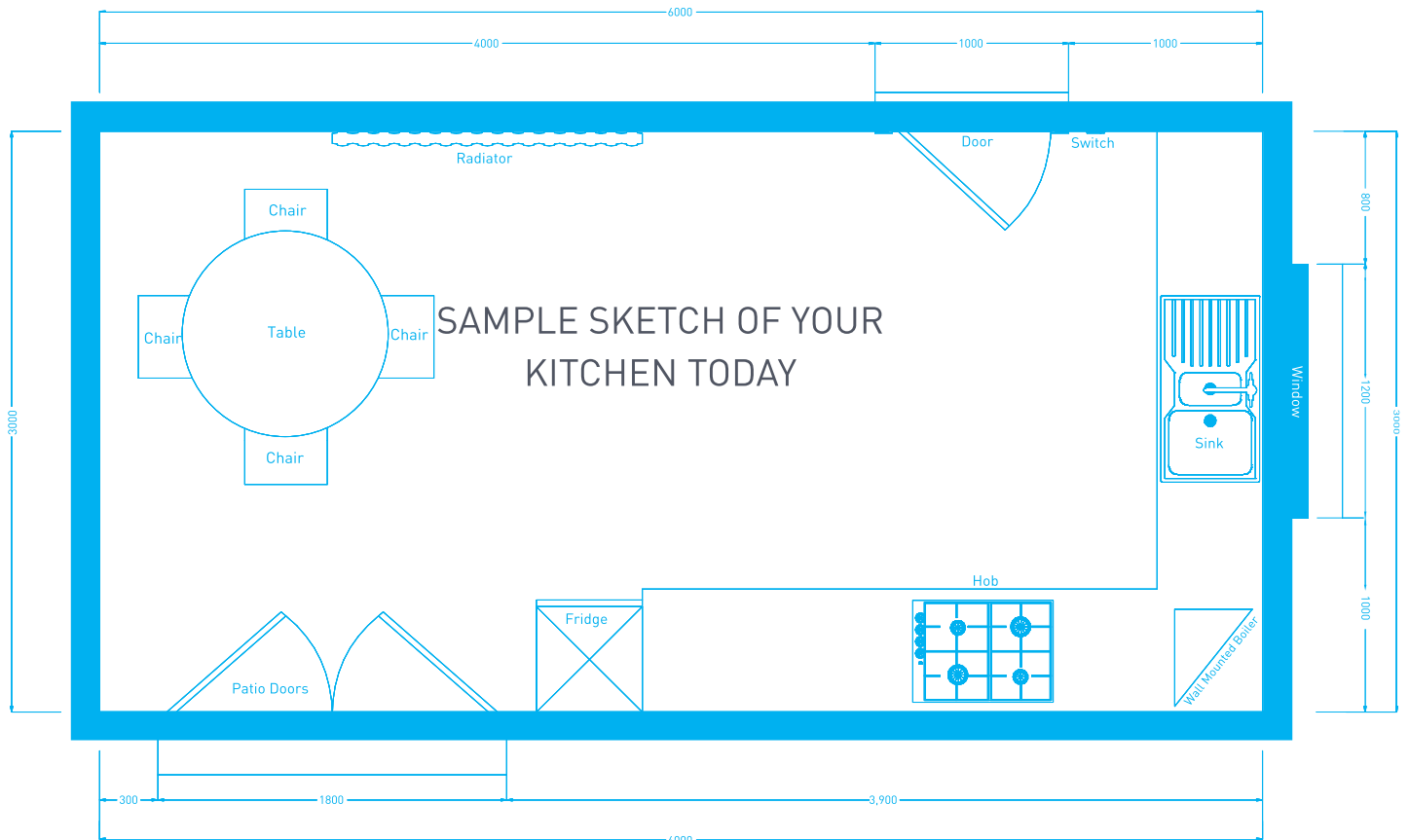
### 5. Enjoy your new kitchen!

Most of our units are pre-assembled which means no flat-pack issues and the installation can be done in half the time. It saves you time, money and hassle. Even when the installation is complete we are still here for you. If you have any questions our local showroom is just a phone call away.

## Lets Get Started!

### YOUR KITCHEN TODAY

An accurate floor plan of your kitchen is a big help for our Kitchen Designer when it comes to designing your perfect layout! Overleaf there is a sheet of graph paper for you to sketch out your perfect Cash & Carry Kitchen.

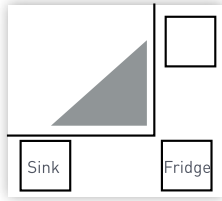


### PLEASE NOTE:

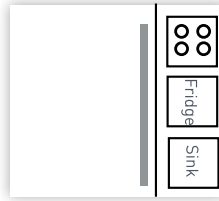
**WE WILL BASE OUR QUOTATION ON YOUR MEASUREMENTS,  
SO IT'S IMPORTANT THAT THEY ARE ACCURATE.**

## WHICH LAYOUT ARE YOU?

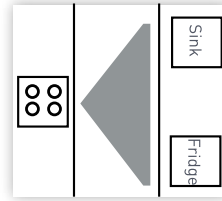
The 'work triangle' of cooker, sink and fridge cuts down the excess of movement by centering the work space.



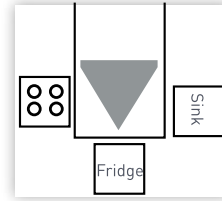
L-Shaped



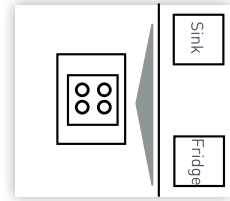
Galley



Double Galley



U Shaped



Island

## MY NEW KITCHEN

Tell us what you need by ticking the appropriate boxes below:

**Type** Apartment  House  Utility  Rental

**Style** Hi gloss  Painted  Inframe  Shaker  Oak

Other

**Colour** White  Cream  Wood  Grey

Other

**Shape** L-shaped  Galley  Double Galley  U-shaped  Island

Other

**Budget** 0 - 2000  2000-4000  4000-6000  6000-8000  8000+

Other

**When do you want your new kitchen?** Asap  In a month  In 2-3 months  In 3-6 months  In 6 months

## MY NEW APPLIANCES

Tell us what you need by ticking the appropriate boxes below:

Oven  Hob  Extractor Fan  Microwave  Fridge

Freezer  Dishwasher  Washing Machine  Dryer

Other

## MY NEW WARDROBES

Tell us what you need by ticking the appropriate boxes below:

**Type** Apartment  House  Rental

**Style** Regular  Sliding

Other

**Colour** Gloss  Ivory  Wood  Grey

Other

**Accessories** Lockers  Dresser  Desk  Mirror

**Budget** 0 - 1000  1000-1500  1500-2000  2000+

Plan your new kitchen or bedroom here

